


THE SIMPSONS™

SKATEBOARD CHASE

ELECTRIC MICRO SLOT RACING SET



MATT
GROENING

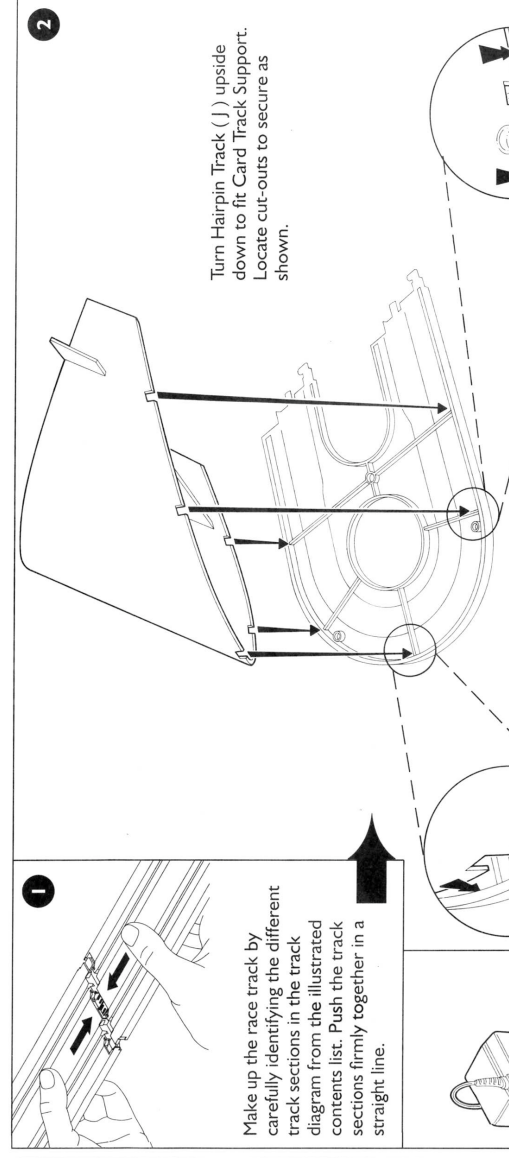
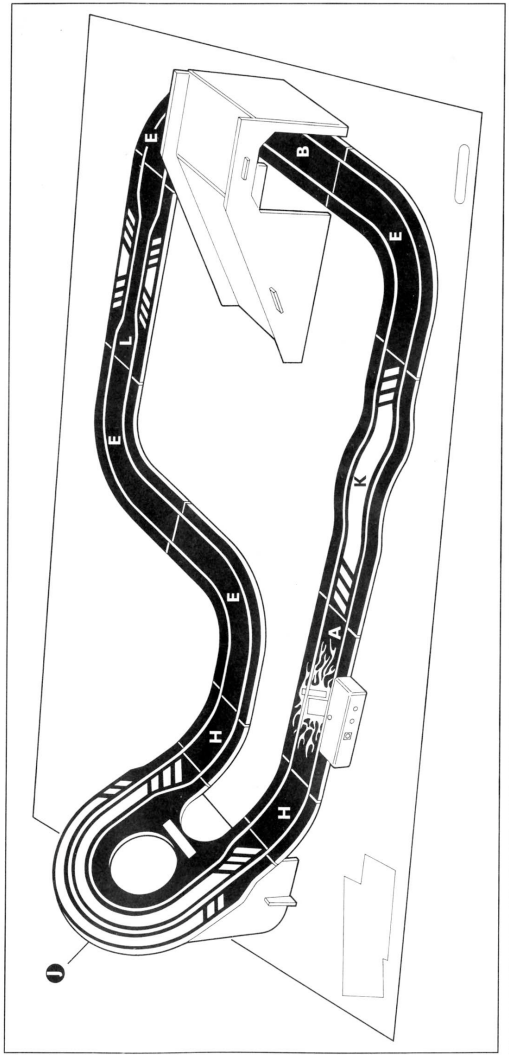
NOTES TO PARENTS

Adult assistance will be required to set up the Race Track for very young drivers.

Read right through these instructions before starting to assemble the race track.

SAFETY NOTES

- This product is not suitable for children under 3 years of age because of small parts which can present a choking hazard. Some components have functional sharp edges – handle with care.
- This product is intended for indoor use only.
- The transformer is not a toy. It is a “Transformer for Toys”. Before use, check that the transformer is the correct voltage for your mains electricity supply. This set is only to be used with the recommended transformer. The transformer should be examined regularly for damage to the casing, plug pins and cables. **In the event of such damage, the set should not be used until the transformer is replaced with a new Hornby recommended unit. Never attempt to open the transformer yourself.**
- This set must not be connected to more than the recommended number of power supplies. The output terminals of the transformer must not be connected directly, or indirectly, to the output of any other AC circuit derived from a transformer or mains power supply.
- When new, hand controllers may become warm, emit vapour and give off a slight smell. These effects are normal due to the protective coating on internal parts and will disappear after use. However, they may return if the trigger is held continuously in a fixed position while racing.
- Before cleaning any part, disconnect the transformer from the mains electricity supply. **Do not use liquid for cleaning.**
- Please retain these details for future reference.

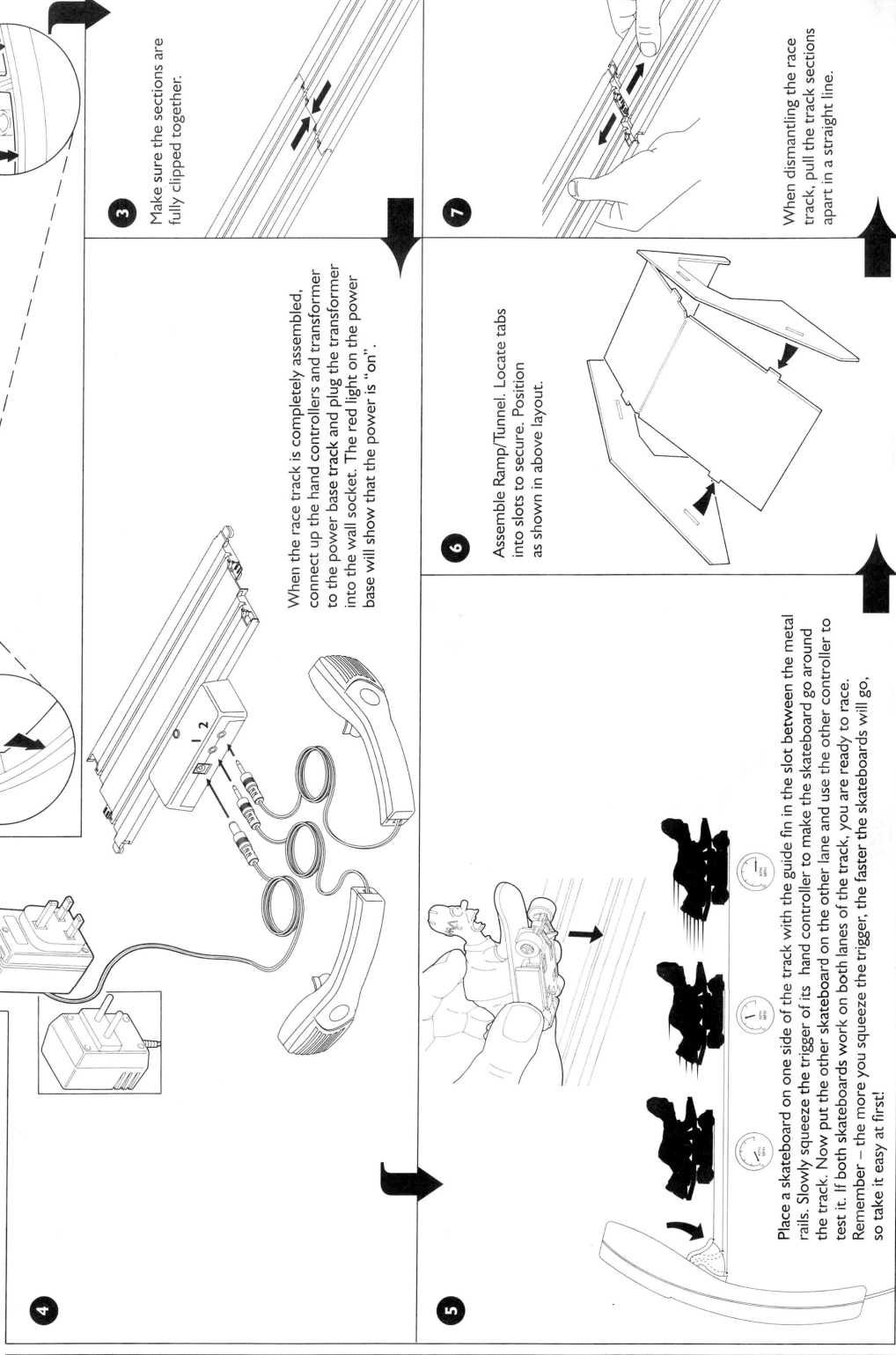


CONTENTS

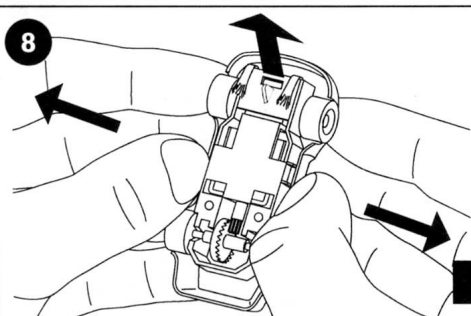
	x 1		x 1
	x 1		x 1
	x 1		x 1
	x 2		x 1
	x 1		x 1
	x 1		x 1
	x 1		x 1
	x 4		x 1
	x 2		x 1
			x 1
			x 1

Replacement Braids Pack x 1

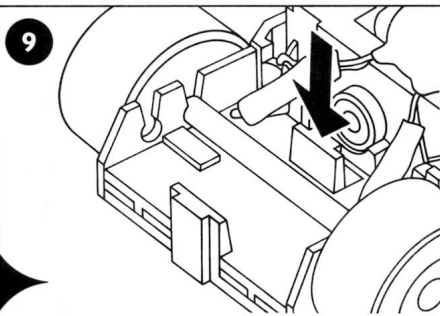
Playmat x 1



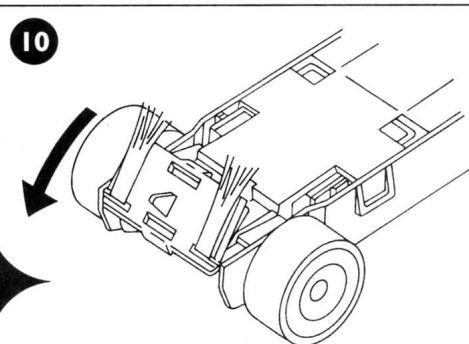
SKATEBOARD MAINTENANCE



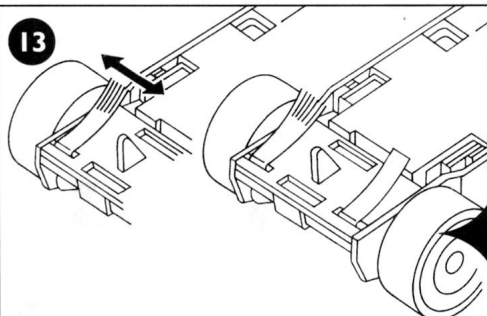
After a while, the pick-up braids underneath the skateboards may become worn out and need replacing. To do this, turn the skateboard over and unclip from the chassis.



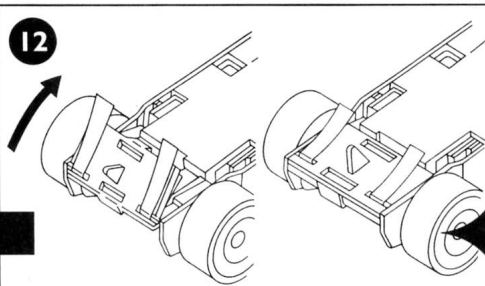
Unclip the rear of the guide plate by pressing down on the clip, from inside the chassis, as shown in the diagram. You may have to use a screwdriver to do this.



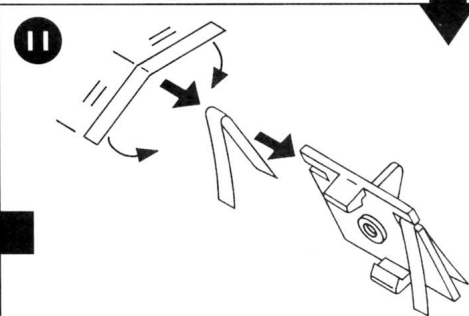
Turn the chassis over and remove the braid plate from its front clip.



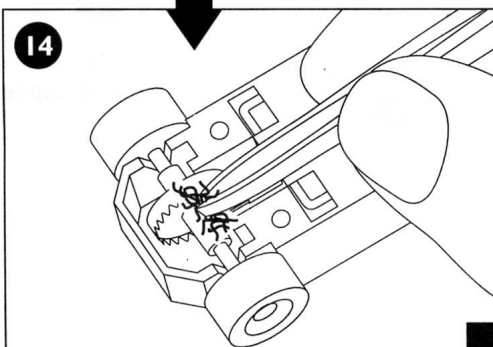
Refit the skateboard and tease out the ends of the braids so they make good contact with the pick-up rails in the track.



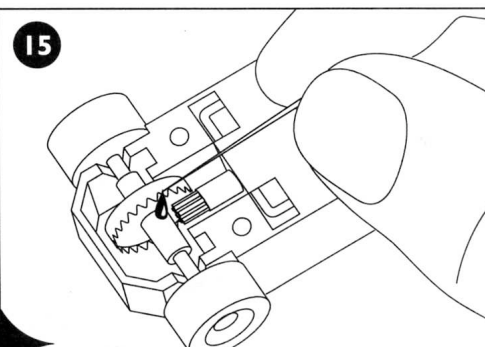
Fit the assembled guide plate assembly on to the chassis by engaging the front clip first and then the rear clip.



Fit new braids to the replacement guide plate. The braids should be folded so that the ends on top of the guide plate are 10mm long.

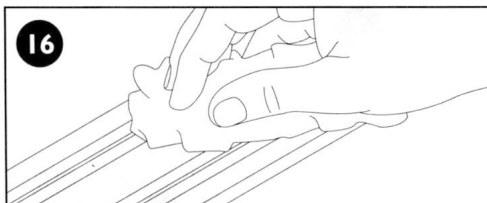


Remove any carpet fibres, pet hairs etc., from around the axles and gear wheel.

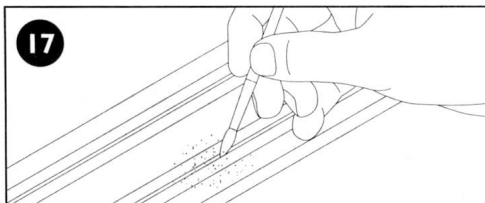


Periodically, oil the axle bearings and gear wheel with one drop of light machine oil.

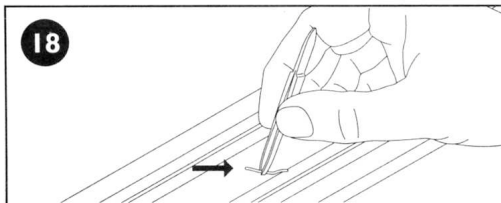
TRACK MAINTENANCE



Always keep track clean by wiping over with a non-fluffy cloth, especially before putting the set away. Keep the pick-up rails shiny by rubbing carefully with a nylon "Scotch" washing-up pad or track cleaning rubber, reference R8087, obtainable from Hornby stockists.



Keep the slot between the pick-up rails free from anything which would prevent the guide pin from travelling along it freely.



Make sure anything made of metal does not bridge the two pick-up rails which would cause a short-circuit.

19 If a short-circuit does occur, the automatic cut-out in the transformer will come into operation and shut off power to the track. In this case, unplug the transformer from the wall socket, eliminate the reason for the short-circuit and plug the transformer back in again. Note: The transformer must remain unplugged for at least 45 seconds to allow the cut-out to reset itself.

HORNBY SERVICE WARRANTY Hornby products are guaranteed against defects in materials or workmanship for a period of six months from purchase. If any such defect occurs during the period of warranty, please follow the procedure outlined in the list of Service Dealers enclosed with your set. Alternatively, the product (or component), may be forwarded to Hornby Hobbies Limited, carefully packed, with a note enclosed giving full details to: Repairs Department, Hornby Hobbies Limited, Westwood, MARGATE, Kent CT9 4JX. The product will be repaired or replaced, free of charge, if the problem is found to be due to either workmanship or materials. This warranty is valid for products purchased in the United Kingdom and is in addition to, and does not diminish, your statutory rights.

Helpline Telephone: 01843 233525 Fax: 01843 233527 email: customercare@hornby.com www.scalextric.com

Hornby Hobbies Limited, Westwood, Margate, Kent CT9 4JX, United Kingdom

HORNBY®